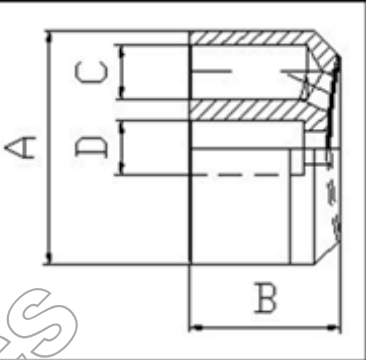


Rexroth A6VM/ 6.3 Series

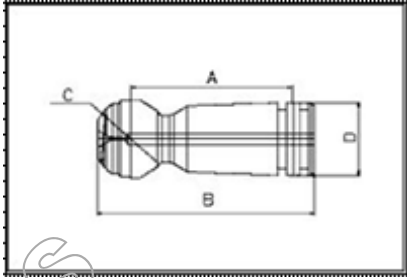
Replacement Piston Pump Parts Dimension Cross-Reference Sheet **Barrel**

Model	Series	Description	A	B	C	D	Schematic Drawing
			(mm)	(mm)	(mm)	(mm)	
A6VM28	6.3	Barrel	68	43	16	16	
A6VM55	6.3	Barrel	86	54	20	20	
A6VM80	6.3	Barrel	98	62	22,8	22,8	
A6VM107	6.3	Barrel	110	68	25	25	
A6VM160	6.3	Barrel	123	79	28,7	28,7	
A6VM200	6.3	Barrel	133	85	30,8	30,8	
A6VM250	6.3	Barrel	142	107	32	32	

SUPER HYDRAULICS

Rexroth A6VM/ 6.0 Series

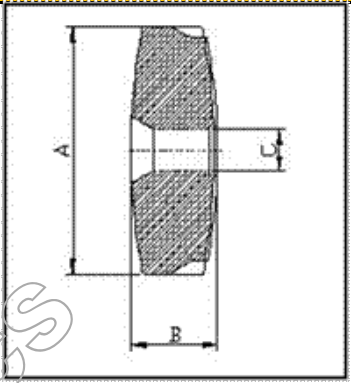
Replacement Piston Pump Parts Dimension Cross-Reference Sheet **Piston**

Model	Series	Description	A	B	C	D	Schematic Drawing
			(mm)	(mm)	(mm)	(mm)	
A6VM28	6.3	Piston	38,5	51,5	17,5	16	
A6VM55	6.3	Piston	47,9	64,4	22	20	
A6VM80	6.3	Piston	54,1	72,5	25	22,8	
A6VM107	6.3	Piston	59,8	80,4	27	25	
A6VM160	6.3	Piston	70,5	94,3	31,5	28,7	
A6VM200	6.3	Piston	75	101,8	33	30,8	
A6VM250	6.3	Piston	81	103,4	34	32	

SUPER HYDRAULICS

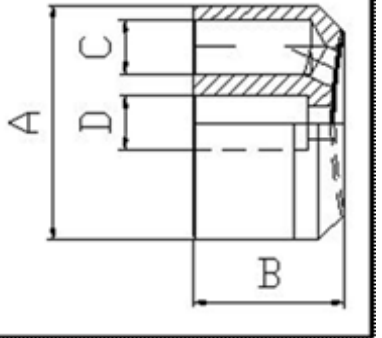
Rexroth A6VM/ 6.3 Series

Replacement Piston Pump Parts Dimension Cross-Reference Sheet **_ Port Plate**

Model	Series	Description	A	B	C	D	Schematic Drawing
			(mm)	(mm)	(mm)	(mm)	
A6VM28	6.3	Port Plate M	57,6	16	11,3		
A6VM55	6.3	Port Plate M	70	20	14,2		
A6VM80	6.3	Port Plate M	81	23	16,1		
A6VM107	6.3	Port Plate M	88	25	18,1		
A6VM160	6.3	Port Plate M	97	29	20,2		

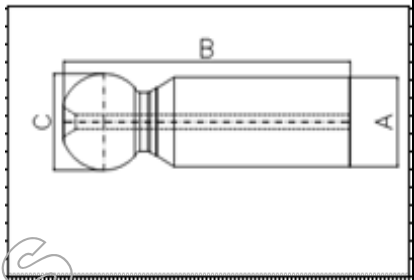
Rexroth A6VM/ 6.3 Series

Replacement Piston Pump Parts Dimension Cross-Reference Sheet **_ Port Plate**

Model	Series	Description	A	B	C	D	Schematic Drawing
			(mm)	(mm)	(mm)	(mm)	
A6VM28	6.3	Barrel	68	43	16	16	
A6VM55	6.3	Barrel	86	54	20	20	
A6VM80	6.3	Barrel	98	62	22,8	22,8	
A6VM107	6.3	Barrel	110	68	25	25	
A6VM160	6.3	Barrel	123	79	28,7	28,7	
A6VM200	6.3	Barrel	133	85	30,8	30,8	
A6VM250	6.3	Barrel	142	107	32	32	

Rexroth A6VM/ 6.0 Series

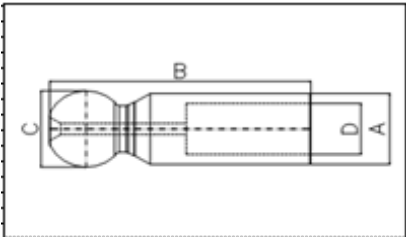
Replacement Piston Pump Parts Dimension Cross-Reference Sheet **_ Center Pins**

Model	Series	Description	A	B	C	D	Schematic Drawing
			(mm)	(mm)	(mm)	(mm)	
A6VM28	6.0	Center Pin	16	57	17,5		
A6VM55	6.0	Center Pin	20	69	22		
A6VM80	6.0	Center Pin	22,8	80,5	25		
A6VM107	6.0	Center Pin	25	87,8	27		
A6VM160	6.0	Center Pin	28,7	101,5	31,5		
A6VM200	6.0	Center Pin	30,7	108,3	33		
A6VM250	6.0	Center Pin	32	121	34		

SUPER HYDRAULICS

Rexroth A6VM/ 6.3 Series

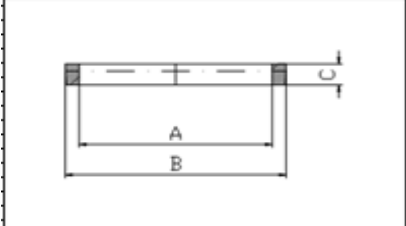
Replacement Piston Pump Parts Dimension Cross-Reference Sheet **_Center Pins**

Model	Series	Description	A	B	C	D	Schematic Drawing
			(mm)	(mm)	(mm)	(mm)	
A6VM28	6.3	Center Pin	16	59,3	17,5	10,8	
A6VM55	6.3	Center Pin	20	75	22	14,6	
A6VM80	6.3	Center Pin	22,8	86	25	17	
A6VM107	6.3	Center Pin	25	93,8	27	18,1	
A6VM160	6.3	Center Pin	28,7	107,2	31,5	19,6	
A6VM250	6.3	Center Pin	32	120,9	34	23,7	

SUPER HYDRAULICS

Rexroth A6VM/ 6.0 Series

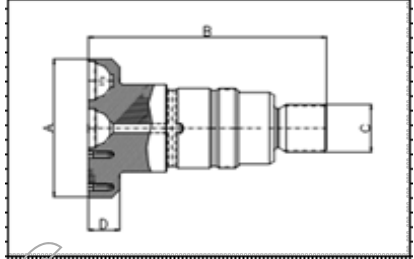
Replacement Piston Pump Parts Dimension Cross-Reference Sheet **_Piston Rings**

Model	Series	Description	A	B	C	D	Schematic Drawing
			(mm)	(mm)	(mm)	(mm)	
A6VM28	6.3	Piston Rings	14,4	16	2		
A6VM55	6.3	Piston Rings	18	20	2,5		
A6VM80	6.3	Piston Rings	20,6	22,8	2,8		
A6VM107	6.3	Piston Rings	22,5	25	3,2		
A6VM160	6.3	Piston Rings	25,8	28,7	3,6		
A6VM250	6.3	Piston Rings	29	32	3,2		

SUPER HYDRAULICS

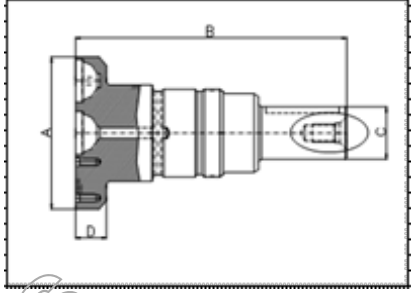
Rexroth A6VM/ 6.0 Series

Replacement Piston Pump Parts Dimension Cross-Reference Sheet **_ Shaft Spline**

Model	Series	Description	A	B	C	Z	Schematic Drawing
			(mm)	(mm)	(mm)	Teeth	
A6VM55	6.0 'Z'	Spine Shaft	87	159,5	30	14	
A6VM55	6.0 'A'	Spine Shaft	87	164,5	35	16	
A6VM80	6.0 'Z'	Spine Shaft	100	176	35	16	
A6VM80	6.0 'A'	Spine Shaft	100	181	40	18	
A6VM107	6.0 'Z'	Spine Shaft	110	192	40	18	
A6VM107	6.0 'A'	Spine Shaft	110	197	45	21	
A6VM160	6.0 'Z'	Spine Shaft	126	213	45	21	
A6VM160	6.0 'A'	Spine Shaft	126	218	50	24	
A6VM200	6.0 'Z'	Spine Shaft	136	276	50	24	
A6VM200	6.0 'A'	Spine Shaft	136	220	50	24	

Rexroth A6VM/ 6.0 Series

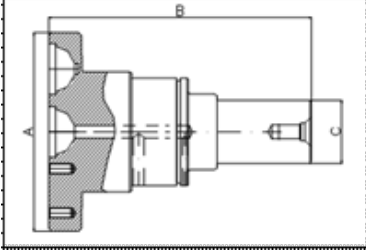
Replacement Piston Pump Parts Dimension Cross-Reference Sheet **_ Shaft Key**

Model	Series	Description	A	B	C	D	Schematic Drawing
			(mm)	(mm)	(mm)	(mm)	
A6VM55	6.0 'P'	Key Shaft	87	184,5	30	21	
A6VM80	6.0 'P'	Key Shaft	100	206	35	24	
A6VM107	6.0 'P'	Key Shaft	110	227	40	25	
A6VM160	6.0 'P'	Key Shaft	126	253	45	30	
A6VM200	6.0 'P'	Key Shaft	136	268	50	32	

SUPER HYDRAULICS

Rexroth A6VM/ 6.3 Series

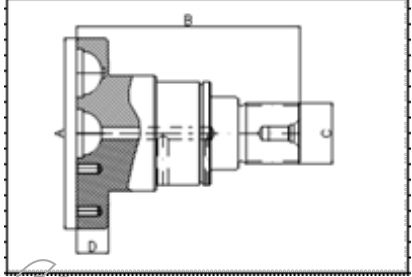
Replacement Piston Pump Parts Dimension Cross-Reference Sheet **_ Shaft Key**

Model	Series	Description	A	B	C	D	Schematic Drawing
			(mm)	(mm)	(mm)	(mm)	
A6VM55	6.3 'P'	Key Shaft	87	172	30		
A6VM80	6.3 'P'	Key Shaft	100	191	35		
A6VM107	6.3 'P'	Key Shaft	110	211	40		
A6VM160	6.3 'P'	Key Shaft	126	237	45		

SUPER HYDRAULICS

Rexroth A6VM/ 6.3 Series

Replacement Piston Pump Parts Dimension Cross-Reference Sheet **_ Shaft Spline**

Model	Series	Description	A	B	C	Z	Schematic Drawing
			(mm)	(mm)	(mm)	Teeth	
A6VM55	6.3 'Z'	Spine Shaft	87	147	30	14	
A6VM55	6.3 'A'	Spine Shaft	87	152	35	16	
A6VM80	6.3 'Z'	Spine Shaft	100	161	35	16	
A6VM80	6.3 'A'	Spine Shaft	100	166	40	18	
A6VM107	6.3 'Z'	Spine Shaft	100	176	40	18	
A6VM107	6.3 'A'	Spine Shaft	110	181	45	21	
A6VM160	6.3 'Z'	Spine Shaft	126	197	45	21	
A6VM160	6.3 'A'	Spine Shaft	126	203	50	24	

SUPER HYDRAULICS